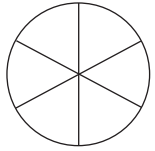


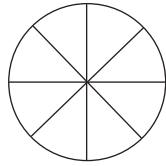
# Nadler's Bakery & Deli Cake Cutting Guide

## Round One Layer with 2 x 2 inch cut:



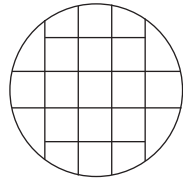
6 inch

4-6 servings



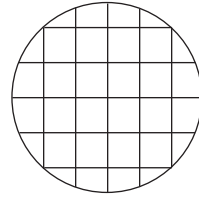
8 inch

6-8 servings



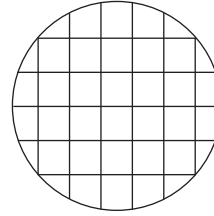
10 inch

16-20 servings



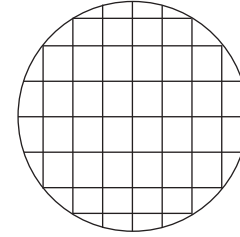
12 inch

25-30 servings



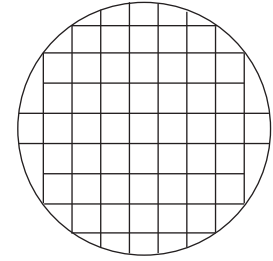
14 inch

35-40 servings



16 inch

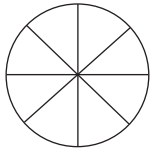
45-50 servings



18 inch

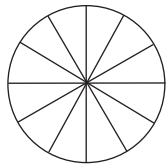
55-60 servings

## Round Two Layer with 2 x 1 1/2 inch cut:



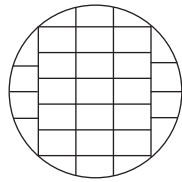
6 inch

6-8 servings



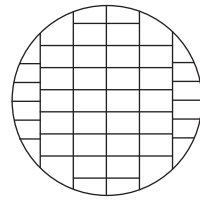
8 inch

10-12 servings



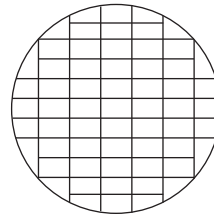
10 inch

25-30 servings



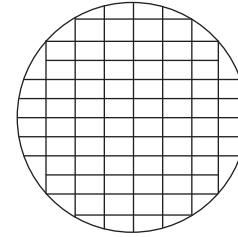
12 inch

40-45 servings



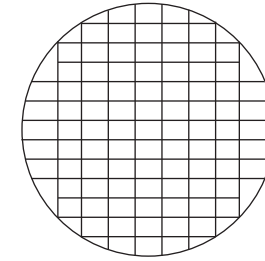
14 inch

55-60 servings



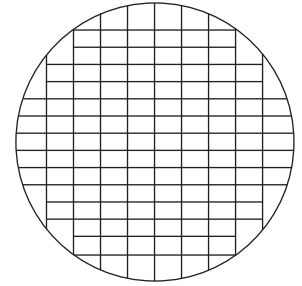
16 inch

70-75 servings



18 inch

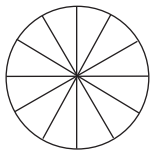
85-90 servings



20 inch

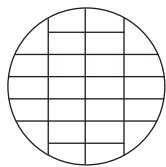
110-115 servings

## Round Three Layer with 2 x 1 inch cut:



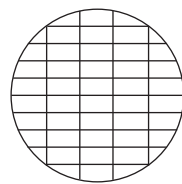
6 inch

10-12 servings



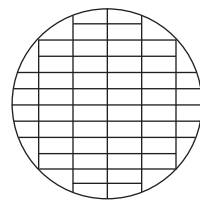
8 inch

20-24 servings



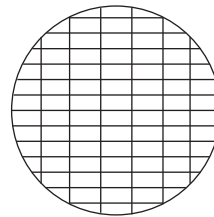
10 inch

35-40 servings



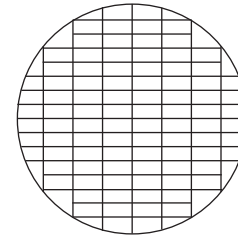
12 inch

55-60 servings



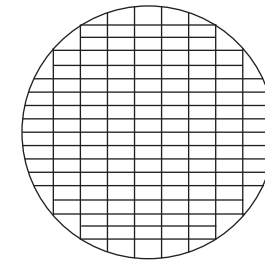
14 inch

75-80 servings



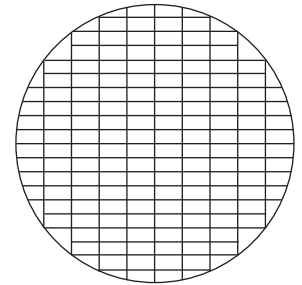
16 inch

95-100 servings



18 inch

110-120 servings



20 inch

155-160 servings